

# Bufftech<sup>®</sup>

Molded and Extruded Textured Fence Products

# The Bufftech® Advantage

*Two innovative product lines under one great brand*

Long-lasting beauty, superior performance and the best protection you can get – that’s the Bufftech Advantage. Bufftech fence comes in an array of sophisticated styles, complementary colors and authentic finishes along with premium features to ensure it will outlast and outperform the competition. Bufftech also features a superior warranty including ColorLast® fade protection.

## Molded Fence

Bufftech has reinvented fence manufacturing with its patented design of rotationally-molded fence, allowing realistic granite-stone and deep-grain wood textures molded from real wood and stone. Molded fence has very high impact-resistance and excellent sound absorption for quiet and secure outdoor living spaces and yards. These extremely durable privacy fences also offer fade-resistant colors and steel-reinforced sections.

## Extruded Fence

Bufftech extruded fence is the undisputed leader in style, color and texture. Our innovative textures are molded from real wood to deliver the most authentic look available today. Fade-resistant colors, high-quality accessories, durable hardware and steel reinforced rails ensure a long-lasting installation. Extruded fence also offers SureStart™ protection, an exclusive CertainTeed benefit covering warranted repair and replacement costs, including labor, for five years after installation.



**Colors, Textures & Performance**

Bufftech Molded Fence..... 4  
 Bufftech Extruded Fence.....12

**Privacy (Molded)**

Allegheny® ..... 6  
 Sherwood .....8  
 Gates.....10  
 Accessories..... 11

**Privacy (Extruded)**

Brookline CertaGrain® .....14  
 Galveston CertaGrain® .....16  
 Chesterfield CertaGrain® .....18

**Semi-Private**

Breezewood CertaGrain® .....20  
 Imperial CertaGrain® .....22

**Contemporary**

Baron CertaGrain® .....24

**Extruded Gates**.....26

**Extruded Accessories**.....28

**Happily Ever After**.....29

**Invest in Quality for a Lifetime** .....30

**Specifications** .....32

**Smooth Extruded Fence** .....34



# Bufftech® Molded Fence

*The Bufftech Advantage starts with details.*

## Patented Construction

Rotationally-molded allowing realistic granite-stone appearance and dramatic wood texture.

## Internal Reinforcement

with galvanized steel to withstand significant impact or wind load without compromising aesthetics.

## Sound Barrier

Blocks 98% of direct sound.


## Color & Texture

Bufftech fence products set the standard for the latest innovations in decorative privacy. From our proprietary manufacturing process to our vibrant colors, CertainTeed is the undisputed leader in color and texture. Our finish is molded from real wood and stone to deliver the most authentic look available today. Plus, Bufftech is virtually maintenance-free, and never needs staining or painting.

### Allegheny®



### Sherwood



Colors throughout this brochure are simulated.

Consult product color samples before making final selection.

# Performance

Bufftech's molded fence is made with a proprietary blend of polyethylene plastic and is reinforced with galvanized steel. Our extremely durable fence creates solid privacy and security without compromising aesthetics.



With exclusive WindZone™ performance, Bufftech fence is engineered for use in high wind and hurricane conditions, as approved by Miami-Dade County NOA #22-0616.10\*. Recognized as the most stringent standards in the country, Miami-Dade test protocols include dynamic wind load testing up to 115 mph.



The Bufftech line meets requirements of the ASTM and includes styles that comply with local codes for swimming pool applications. Check with your local building code official as local codes may vary.



Molded panels block 98% of direct sound, Allegheny has a (STC) sound transmission class of 26 and Sherwood has a STC of 23 to create quiet spaces.

\*Miami-Dade County-approved NOA #22-0616.10, for exceptional performance in high wind conditions. To comply with WindZone Performance, additional items are needed for installation. Please reference our product catalog. Expires 4/4/2028.

# Peace of Mind

CertainTeed stands behind the Bufftech molded fence line with an exceptional lifetime limited warranty.



Bufftech Sherwood and Allegheny have CertainTeed's ColorLast® fade protection. UV inhibitors protect against the sun's harsh rays to maintain vibrant colors. Our polymers have been tested to withstand extreme weather conditions with little or no fading.

Graffiti resistance makes removing graffiti easy by using a high-powered pressure washer.



CertainTeed is actively pursuing strategies to reduce our environmental impact, while increasing the sustainability of our operations and products. CertainTeed conducted a Life Cycle Assessment (LCA) that was submitted to the National Institute of Standards and Technology (NIST) and was published in the building product LCA database, BEES (Building for Environmental and Economic Sustainability).



A company you can trust. For more than 100 years, homeowners and building professionals alike have relied on CertainTeed as a trusted source of innovative, high-quality building products. Bufftech® continues this long-standing tradition with its superior fence line, proudly made in the U.S.A.



## Allegheny

Bufftech's patented design of rotationally-molded fence allows realistic stone appearance and superior performance. Allegheny has excellent impact-resistance and creates an excellent sound barrier.

**Panel Sizes:** 6' x 6', 4' x 8'

**Heights:** 4' & 6'

**Stackable:** 8' & 12'

Steel Reinforced Panels





4'x 8' and 6'x6' panels are stackable.

Allegheny in Dark Gray Granite



# Sherwood



## Sherwood

Bufftech's patented design of rotationally-molded fence allows realistic wood appearance and superior performance. Extremely durable, Sherwood provides excellent sound absorption for a quieter outdoor space.

**Panel Sizes:** 6' x 6', 4' x 8'

**Heights:** 4' & 6'

**Stackable:** 8'

Steel Reinforced Panels






MOLDED PRIVACY FENCE



Sherwood in Red Cedar



# Gates



Allegheny in Beige Granite

1.5" x 1.5" galvanized internal steel frame

Bufftech offers Gates in 3', 4', 5' and 6' widths and may be double hung for 7', 8', 9', 10', 11' or 12' openings.

Gates include premium stainless steel hardware, self-closing hinges and pad lockable latch.



# Accessories



MOLDED FENCE

Allegheny in Beige Granite

## Caps



## Skirts





## Bufftech® Extruded Fence

*The Bufftech Advantage starts with details.*

**Precision Routing** assures a clean, realistic look without visible glue or screws.


**Heavyweight Pickets** provide impact resistance and reduces movement.

**Internal Reinforcement** limits sagging and maintains a strong and sturdy performance.

## Color & Texture CertaGrain®

Exclusive to CertainTeed, CertaGrain technology pairs the fence industry's most realistic texture with a rich blend of colors for the most authentic look available today. Molded from real wood, our proprietary CertaGrain texture process mimics the natural grain of wood and is virtually maintenance free. Available in four distinct colors that never need to be sealed or stained, CertaGrain products will elevate your outdoor living experience.

### CertaGrain®



Colors throughout this brochure are simulated.

Consult product color samples before making final selection.

# Performance

Bufftech's premium features, including high-quality raw materials, reinforced rails, heavyweight pickets, routed rails and fence posts, and concealed fasteners, ensure it will outlast and outperform other vinyl fences.



With exclusive WindZone™ performance, Bufftech fence is engineered for use in high wind and hurricane conditions, as approved by Miami-Dade County NOA #21-0125.07\*. Recognized as the most stringent standards in the country, Miami-Dade test protocols include dynamic wind load testing up to 115 mph.



The Bufftech line also meets requirements of the ASTM and includes styles that comply with local codes for swimming pool applications. Check with your local building code official as local codes may vary.



Bufftech panels block 98% of direct sound, with an (STC) sound transmission class of 21, to create quiet spaces.

\*Miami-Dade County-approved NOA #21-0125.07, for exceptional performance in high wind conditions. To comply with WindZone Performance, additional items are needed for installation. Please reference our product catalog. Expires 3/13/2024 .

# Peace of Mind



CertainTeed stands behind the Bufftech line with an exceptional lifetime limited transferable warranty. SureStart™ protection, an exclusive CertainTeed benefit, covers warranted repair and replacement costs—including labor, for five years after installation.



CertainTeed also guarantees the performance of products with our proprietary ColorLast® fade protection, a state-of-the-art acrylic formulation that provides superior protection from the harsh rays of the sun.



CertainTeed is actively pursuing strategies to reduce our environmental impact, while increasing the sustainability of our operations and products. CertainTeed conducted a Life Cycle Assessment (LCA) that was submitted to the National Institute of Standards and Technology (NIST) and was published in the building product LCA database, BEES (Building for Environmental and Economic Sustainability).



A company you can trust. For more than 100 years, homeowners and building professionals alike have relied on CertainTeed as a trusted source of innovative, high-quality building products. Bufftech® continues this long-standing tradition with its superior fence line, proudly made in the U.S.A.



**Brookline CertaGrain<sup>®</sup> Texture**

Bufftech's woodgrain texture offers the authentic visual of wood in an easy-to-maintain vinyl design. Both top and bottom rails feature steel reinforcement for added strength and durability.



**Heights:** 4', 5' & 6'

**Picket Style:** 7/8" x 7" Tongue & Groove

**Post Centers:** 6'


Steel Reinforced Top & Bottom Rail

**Cap Styles** (shown in Sierra Blend)




Textured  
Flat Top External

Textured  
New England



Brookline CertaGrain Texture in Arctic Blend





Improved midrail design for easier installation.

**Galveston CertaGrain® Texture**

Available in 7' and 8' heights, Galveston — our tallest privacy fence offers the ultimate in complete privacy and is suitable for commercial applications.



**Heights:** 7' & 8'

**Picket Style:** 7/8" x 7" Tongue & Groove Steel Reinforced Top, Mid & Bottom Rail

**Cap Styles** (shown in Sierra Blend)




Textured Flat Top External      Textured New England


Note: posts require reinforcement



EXTRUDED PRIVACY FENCE



Galveston CertaGrain Texture in Sierra Blend





**Chesterfield  
CertaGrain<sup>®</sup> Texture**

Bufftech's authentic woodgrain texture and "multi-chromatic" color blends recreate the natural beauty of stained wood in an easy-to-maintain vinyl design.



**Heights:** 4', 5' & 6'  
**Picket Style:** 7/8" x 7" Tongue & Groove  
Steel Reinforced Top and Bottom Rail

**Cap Styles** (shown in Sierra Blend)



Textured  
Flat Top External

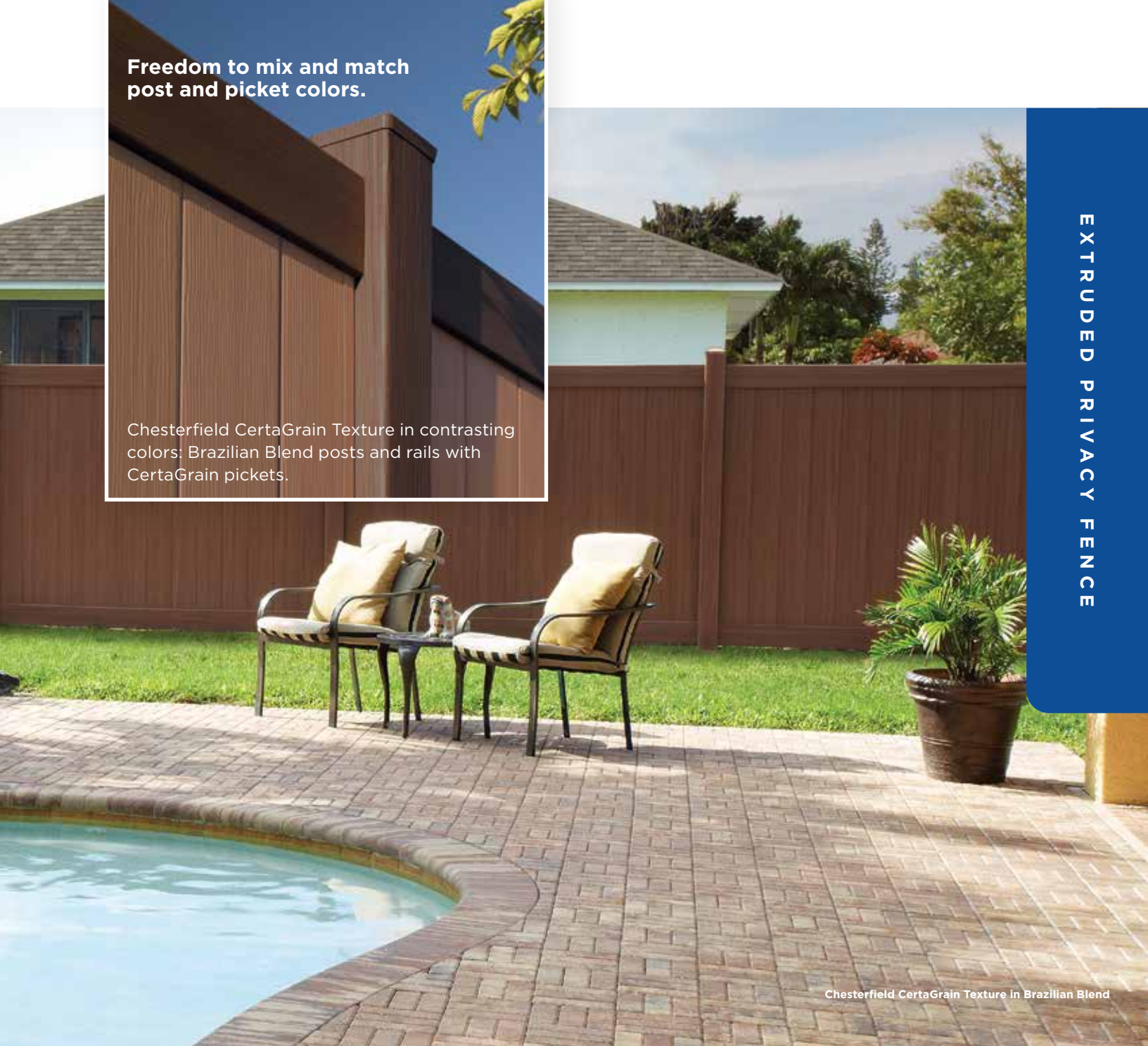


Textured  
New England


**Freedom to mix and match post and picket colors.**

Chesterfield CertaGrain Texture in contrasting colors: Brazilian Blend posts and rails with CertaGrain pickets.

EXTRUDED PRIVACY FENCE



Chesterfield CertaGrain Texture in Brazilian Blend





Breezewood CertaGrain Texture in Arctic Blend

**Breezewood  
CertaGrain<sup>®</sup> Texture**

Thru-picket "good neighbor", modern design is equally attractive on both sides.





**Heights:** 4', 5' & 6'  
**Picket Style:** 7/8" x 3"  
**Picket Spacing:** 21/32"  
 Steel Reinforced Top and Bottom Rail

**Cap Styles** (shown in Sierra Blend)



Textured Flat Top External      Textured New England





**Imperial CertaGrain<sup>®</sup> Texture**




**Heights:** 4', 5' & 6' (5' & 6' include midrail)

**Picket Style:** 7/8" x 3"

**Picket Spacing:** 7/16"

Steel Reinforced Top and Bottom Rail

**Cap Styles** (shown in Sierra Blend)



Textured  
New England

Textured  
Flat Top External



Imperial CertaGrain Texture in Weathered Blend




Weathered  
Blend

Arctic  
Blend

Brazilian  
Blend

Sierra  
Blend



Baron CertaGrain Texture with Midrail in Weathered Blend

## Baron CertaGrain<sup>®</sup> Texture

Thru-picket “good neighbor” design is equally attractive on both sides.




**Heights:** 4', 5' & 6' (5' & 6' include midrail)

**Picket Style:** 7/8" x 3"

**Picket Spacing:** 2-15/16"

Steel Reinforced Top and Bottom Rail


**Cap Styles** (shown in Sierra Blend)



Textured  
New England

Textured  
Flat Top External

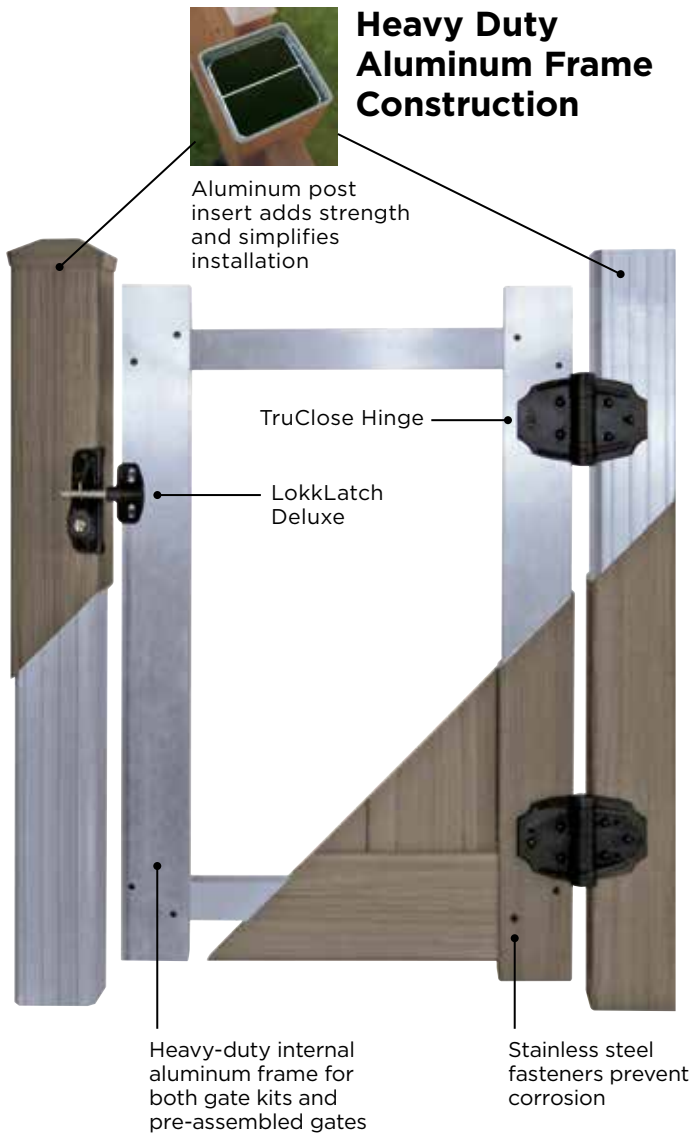




# CertaGrain<sup>®</sup> Extruded Gates



Bufitech offers a wide selection of residential gates designed to match all of our fence styles, in a choice of heights and widths. Beautiful and durable, Bufitech gates deliver easy installation and great performance. Choose from unassembled gate kits or pre-assembled gates that ship ready to install.




	Pre-Assembled Gate Widths	Unassembled Gate Kit Max Width	Extension Kit Required**
<b>Brookline</b>	50-1/2"	70"	Yes
<b>Galveston</b>	50-1/2"	50-1/2"	No
<b>Chesterfield<sup>†</sup></b>	36-1/2" 50-1/2" 64-3/4"	70"	Yes
<b>Breezewood</b>	50"	60"	Yes
<b>Imperial</b>	50"	72"	Yes
<b>Baron</b>	50"	72"	Yes

<sup>†</sup> Not all widths available in all heights/styles  
<sup>\*</sup> All Gates are rackable, except Post & Rail (2-Rail, 3-Rail and 4-Rail smooth finish), and Crossbuck styles.  
<sup>\*\*</sup> For unassembled gate kits over 50" wide to achieve maximum width

### Stainless Steel Gate Hardware


Give your gate the old-world look of wrought iron with our rugged, rust-free stainless steel gate hardware. The hardware includes hinge, strike and latch and is available in Black Pebble.



### High Performance Nylon Gate Hardware Kits

Versatile and virtually maintenance free, our premium nylon gate hardware offers key lockable latches, self-closing hinges and contoured gate handles. Available in Black.

*LokkLatch® Key-Lockable Gate Latch, GateHandle™, MagnaLatch® Magnetic Safety Gate Latch, LokkLatch Magnetic™, and TruClose® Self-Closing Gate Hinges are registered trademarks of D&D Technologies.*




# Accessories



## PVC Post Caps

### Textured Caps



Textured New England

Textured Flat Top External

## Solar Post Caps & Lighting

Eco-friendly LED lights provide the ultimate in solar-powered accent lighting. Batteries included.



White\*

Black\*

\*Fits both 4" x 4" and 5" x 5" post sizes. Adapter included.



Brookline CertaGrain Texture in Sierra Blend



Allegheny in Brown Granite



Sherwood in Nantucket Gray



Allegheny in Beige Granite



Breezewood CertaGrain Texture in Arctic Blend



Chesterfield CertaGrain Texture in Arctic Blend

# Invest in quality for a lifetime.

Not all fence is the same. Bufftech® continues this long-standing tradition with its superior fence line, proudly made in the U.S.A. A building industry leader for over 100 years, CertainTeed stands behind the Bufftech line with the exceptional SureStart™ protection† for performance, including labor; lifetime limited warranty; and ColorLast® fade protection for colors and stain blends.

†Bufftech extruded only.

Certa**Grain**®



ColorLast®  
fade protection

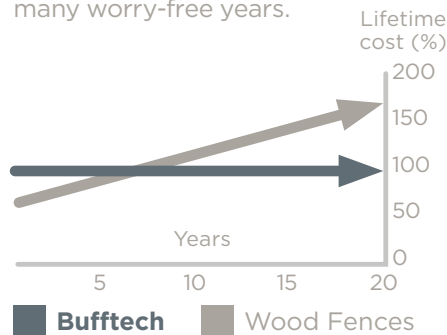


WindZone™  
performance



Contrary to what you might think, **Bufftech fence is actually less expensive than wood fence.**

Although investing in a fence may cost you more initially, this is where your expense ends. Backed by a lifetime limited warranty, you can enjoy your fence for many worry-free years.



Cost includes fence price averaged over 20 years plus maintenance and repair costs. Cost is expressed as a percentage.

Not all fence product warranties are the same. For example, many fence manufacturers offer a limited lifetime warranty but do not cover labor costs to remove and replace a defective fence. By selecting Bufftech® fence, you will gain peace of mind knowing that **you are protected for a lifetime.**

	<b>CERTAINTEED BUFFTECH FENCE*</b>	Fence Competitor	Wood Fence Competitor
<b>Length Warranty</b>	<b>LIFETIME</b>	Lifetime	12 years
<b>Color Fade Warranty</b>	<b>YES</b>	None	None
<b>Transferrable Warranty</b>	<b>YES**</b>	No	No
<b>Labor Warranty</b>	<b>YES**</b>	No	No

\*Refer to the Bufftech Lifetime Limited Warranty to review the terms of coverage.













\*\*Bufftech extruded only.



Exclusive SureStart™ protection† available for Bufftech’s extruded fence, SureStart covers warranted repair and replacement costs—including labor—for the first five years after installation.

†Bufftech extruded only.

# Specifications & Color Availability

		Fence Type	Height	Racking	Post Size	Section Width	Picket Size	Picket Spacing	Code	Metal Rail/Panel Reinforcement	
Privacy	<b>Allegheny®</b>	Molded	4', 6'	Stepping Recommended	5" x 5"	72", 96"	N/A	N/A			Top, Bottom
	<b>Sherwood</b>	Molded	4', 6'	Stepping Recommended	5" x 5"	72", 96"	N/A	N/A			Top, Bottom
	<b>Brookline CertaGrain®</b>	Extruded	4', 5', 6'	Stepping Recommended	5" x 5"	72"	7/8" x 7" Tongue & Groove	N/A			Top, Bottom
	<b>Galveston CertaGrain®</b>	Extruded	7', 8'	5° *	5" x 5"	96"	7/8" x 7" Tongue & Groove	N/A			Top, Middle, Bottom
	<b>Chesterfield CertaGrain®</b>	Extruded	4', 5', 6'	10° *	5" x 5"	96"	7/8" x 7" Tongue & Groove	N/A			Top, Bottom
Semi-Private	<b>Breezewood CertaGrain®</b>	Extruded	4', 5', 6'	Stepping Recommended	5" x 5"	96"	7/8" x 3"	21/32"			Top, Bottom
	<b>Imperial CertaGrain®</b>	Extruded	4'	10°	5" x 5"	96"	7/8" x 3"	7/16"			Top, Bottom
	5', 6'		5°	5" x 5"							
Contemporary	<b>Baron CertaGrain®</b>	Extruded	4'	10°	5" x 5"	96"	7/8" x 3"	2-15/16"		Top, Bottom	
			5', 6'	5°	5" x 5"						

\* 5' and 6' fence height meet pool code

## Colors and Textures Molded

### Allegheny®



### Sherwood



Colors throughout this brochure are simulated.


Consult product color samples before making final selection.



Rails		Weathered Blend	Arctic Blend	Brazilian Blend	Sierra Blend	Brown Granite	Beige Granite	Gray Granite	Dark Gray Granite	Dark Brown Granite	Walnut Brown	Red Cedar	Nantucket Gray	Dark Gray Oak
						●	●	●	●	●				
											●	●	●	●
	2" x 6" Channeled x 71"	●	●	●	●									
	2" x 6" Deco x 95" (Top/Bottom) 2" x 6" x 95" (Midrail)	●	●	●	●									
	2" x 6" Channeled x 95"	●	●	●	●									
	2" x 6" x 95"	●	●	●	●									
	1-3/4" x 3-1/2" x 95-1/2"	●	●	●	●									
	1-3/4" x 3-1/2" x 95-1/2"	●	●	●	●									

## Colors and Textures Extruded

CertaGrain®



# Looking For More Options?

Bufftech also offers a variety of styles of smooth extruded fence products including post and rail, picket, privacy and semi-private. All smooth fence products are built with the same focus on quality so you can feel confident they will outlast and outperform the competition.



Visit us at [www.certainteed.com/bufftech](http://www.certainteed.com/bufftech)  
or see our Smooth Extruded Fence Products brochure for more details.



CertainTeed products are designed to work together and complement each other in color and style to give any home a beautiful, finished look.



POLYMER SHAKES & SHINGLES



VINYL SIDING



INSULATED SIDING



SOFFIT



PVC EXTERIOR TRIM & BEADBOARD



VINYL CARPENTRY® TRIM



STONE



HOUSEWRAP



ROOFING AND VENTILATION



DECKING AND RAILING



MOLDED FENCE



EXTRUDED FENCE



[facebook.com/certainteed](https://facebook.com/certainteed)



[YouTube youtube.com/certainteedsaintgobain](https://youtube.com/certainteedsaintgobain)



**CertainTeed**

CEILING • DECKING • FENCE • GYPSUM • INSULATION • RAILING • ROOFING • SIDING • TRIM  
20 Moores Road, Malvern, PA 19355 Professional: 800-233-8990 Consumer: 800-782-8777 [certainteed.com](https://certainteed.com)

©01/23 CertainTeed, Printed in the USA, Code No. 03-00-1820-NA-EN

# Bufftech<sup>®</sup>

Smooth Extruded Fence Products

# The Bufftech® Advantage

Long-lasting beauty, superior performance and the best protection you can get – that’s the Bufftech Advantage. Bufftech fence comes in an array of sophisticated styles and complementary colors along with premium features to ensure it will outlast and outperform the competition. Bufftech also features a superior warranty including ColorLast® fade protection.

## Privacy (Extruded)

- Brookline Smooth ..... 6
- Galveston Smooth ..... 7
- Chesterfield Smooth..... 8
- New Lexington .....12

## Semi-Private

- Breezewood Smooth.....16
- Imperial Smooth .....17

## Contemporary

- Baron Smooth .....18
- Princeton.....19
- Countess ..... 20

## Classic

- Manchester .....21

## Traditional

- Danbury Smooth.....22
- Rothbury .....23
- Cape Cod.....24

## Post & Rail

- 4-Rail .....25
- 3-Rail .....26
- 2-Rail.....27
- Crossbuck.....28

## Extruded Accessories.....29

## Extruded Gates..... 30

## Specifications .....32

## Textured Fence ..... 34





# Bufftech® Extruded Fence

*The Bufftech Advantage starts with details.*

**Precision Routing** assures a clean, realistic look without visible glue or screws.

**Heavyweight Pickets** provide impact resistance and reduces movement.

**Internal Reinforcement** limits sagging and maintains a strong and sturdy performance.

**Low Gloss** finish offers easy maintenance while reducing reflections.

## Smooth Colors

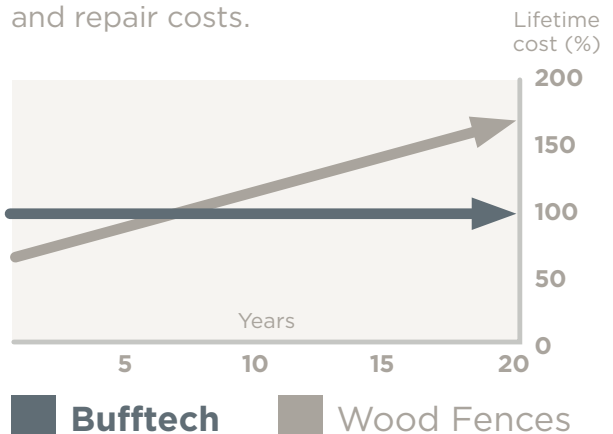


Not all fence product warranties are the same. Many fence manufacturers offer a limited lifetime warranty but do not cover labor costs. By selecting Bufftech® fence, you will gain peace of mind knowing that **you are protected for a lifetime.**

	<b>CERTAINEED BUFFTECH FENCE*</b>	Fence Competitor	Wood Fence Competitor
Length Warranty	<b>LIFETIME</b>	Lifetime	12 years
Color Fade Warranty	<b>YES</b>	None	None
Transferrable Warranty	<b>YES**</b>	No	No
Labor Warranty	<b>YES**</b>	No	No

*\*Refer to the Bufftech Lifetime Limited Warranty to review the terms of coverage. \*\*Bufftech extruded only.*

Did you know that **Bufftech fence is actually less expensive** than wood fence? Although the initial investment may cost you more, you don't need to worry about recurring maintenance and repair costs.



*Cost includes fence price averaged over 20 years plus maintenance and repair costs. Cost is expressed as a percentage.*



# Performance

Bufftech's premium features, including high-quality raw materials, reinforced rails, heavyweight pickets, routed rails and fence posts, and concealed fasteners, ensure it will outlast and outperform other vinyl fences.



With exclusive WindZone™ performance, Bufftech fence is engineered for use in high wind and hurricane conditions, as approved by Miami-Dade County NOA #21-0125.07\*. Recognized as the most stringent standards in the country, Miami-Dade test protocols include dynamic wind load testing up to 115 mph.



The Bufftech line also meets requirements of the ASTM and includes styles that comply with local codes for swimming pool applications. Check with your local building code official as local codes may vary.



Bufftech panels block 98% of direct sound, with an (STC) sound transmission class of 21, to create quiet spaces.

\*Miami-Dade County-approved NOA #21-0125.07, for exceptional performance in high wind conditions. To comply with WindZone Performance, additional items are needed for installation. Please reference our product catalog. Expires 3/13/2024 .

# Peace of Mind



CertainTeed stands behind the Bufftech line with an exceptional lifetime limited transferable warranty. SureStart™ protection, an exclusive CertainTeed benefit, covers warranted repair and replacement costs—including labor, for five years after installation.



CertainTeed also guarantees the performance of Bufftech's products with our proprietary ColorLast® fade protection, a state-of-the-art acrylic formulation that provides superior protection from the harsh rays of the sun.



CertainTeed is actively pursuing strategies to reduce our environmental impact, while increasing the sustainability of our operations and products. CertainTeed conducted a Life Cycle Assessment (LCA) that was submitted to the National Institute of Standards and Technology (NIST) and was published in the building product LCA database, BEES (Building for Environmental and Economic Sustainability).



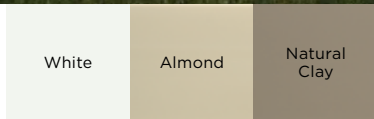
A company you can trust. For more than 100 years, homeowners and building professionals alike have relied on CertainTeed as a trusted source of innovative, high-quality building products. Bufftech® continues this long-standing tradition with its superior fence line, proudly made in the U.S.A.

# Brookline

EXTRUDED PRIVACY FENCE



Brookline Smooth Finish in White



## Brookline Smooth

Brookline's modern style combines the luxury of complete privacy with durability and low-maintenance.



**Heights:** 4', 5' & 6'

**Picket Style:** 7/8" x 7" Tongue & Groove

**Post Centers:** 6'

Steel Reinforced Bottom Rail

Steel Reinforced Top Rail for Natural Clay

**Cap Styles** (shown in White)



Gothic



Flat External



New England



Ball

Ball Cap not available in Natural Clay

# Galveston

EXTRUDED PRIVACY FENCE

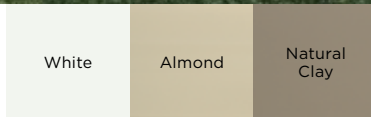


Distinctive Deco Rail Design available with smooth fence styles.

Galveston Smooth Finish in Almond



White Almond



## Galveston Smooth Finish



**Heights:** 7' & 8'

**Picket Style:** 7/8" x 7" Tongue & Groc  
Steel Reinforced Top, Mid & Bottom Rail

**Cap Styles** (shown in White)



Gothic

Flat External

New England

Ball

## Galveston Smooth Finish with Lattice and Victorian (not shown)

**Heights:** 6' 8" plus 1' 4" Accent

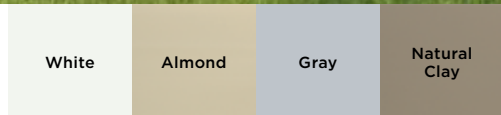
**Picket Style:** 7/8" x 7" Tongue & Groove  
Steel Reinforced Top, Mid & Bottom Rail

Note: posts require reinforcement

# Chesterfield



Chesterfield Smooth Finish in Almond and Natural Clay




## Chesterfield Smooth Finish



**Heights:** 4', 5' & 6'

**Picket Style:** 7/8" x 7" Tongue & Groove  
Steel Reinforced Bottom Rail  
Steel Reinforced Top Rail for Natural Clay  
(4' not available in Natural Clay)  
(Gray only available for 6' height)



Distinctive  
Deco Rail  
Design

**Cap Styles** (shown in White)



Gothic

Flat Internal

Flat External

New England

Ball

Gothic Cap not available in Gray

Ball Cap not available in Natural Clay and Gray

Flat Internal Cap 4' height only

# Chesterfield Smooth Finish Decorative Accents and Styles

Customers look to CertainTeed for the latest innovations in style and performance. We're bringing you privacy in a different view with Chesterfield's expanded selection of Smooth Finish Decorative Accents and Styles.

**Add a unique, decorative style with Chesterfield Swoop and S Curve to make your fence stand out among the rest.**



**with Swoop**   STC 21

Ideal for transitioning from low to high fence.

**Heights:** Transitions from 6' to 4'

**Picket Style:** 7/8" x 7" Tongue & Groove  
Steel Reinforced Bottom Rail

White

Almond



**with S Curve**   STC 21

Ideal for transitioning from low to high fence.

**Heights:** Transitions from 6' to 4'

**Picket Style:** 7/8" x 7" Tongue & Groove  
Steel Reinforced Bottom Rail

White

Almond

For homeowners who like their privacy with a touch of style, Chesterfield Smooth offers four great choices.



\* Freedom to mix and match post and picket colors.


**with Lattice Accent\***   

**Heights:** 4' 8" plus 1' 4" Accent  
 & 3' 8" plus 1' 4" Accent  
**Picket Style:** 7/8" x 7"  
 Tongue & Groove  
 Steel Reinforced Bottom Rail



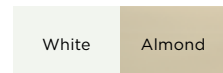
**with Victorian Accent**  

**Heights:** 4' 8" plus 1' 4" Accent  
**Picket Style:** 7/8" x 7" Tongue  
 & Groove and 7/8" x 1-1/2"  
 Steel Reinforced Bottom Rail



**with Huntington Accent**  

**Heights:** 4' 8" plus 1' 4" Accent  
**Picket Style:** 7/8" x 7" Tongue  
 & Groove and 1-1/2" Square  
 Steel Reinforced Bottom Rail



**with Westminster Accent**  

**Heights:** 4' 8" plus 1' 4" Accent  
**Picket Style:** 7/8" x 7" Tongue  
 Steel Reinforced Bottom Rail



# New Lexington



White

Almond

## New Lexington

New Lexington offers dependable performance at an economical price with features you'd expect to find on higher-end fence products. New Lexington includes Bufftech's signature "v" groove picket and Classic Curve deco rail design.

**Heights:** 4', 5' & 6'

**Picket Style:** 5/8" x 11-3/8" Tongue & Groove  
Steel Reinforced Bottom Rail





New Lexington in White

Distinctive  
Deco Rail  
Design

**Cap Styles** (shown in White)



Gothic

Flat Internal

Flat External

New England

Ball

# New Lexington Decorative Accents and Styles

Customers look to CertainTeed for the latest innovations in style and performance. We're bringing you privacy in a different view with New Lexington's expanded selection of Smooth Finish Decorative Accents and Styles.

**Add a unique, decorative style with New Lexington Swoop and S Curve to make your fence stand out among the rest.**



## with Swoop

Ideal for transitioning from low to high fence.

**Heights:** Transitions from 6' to 4'

**Picket Style:** 5/8" x 11-3/8" Tongue & Groove  
Steel Reinforced Bottom Rail

White

Almond



## with S Curve

Ideal for transitioning from low to high fence.

**Heights:** Transitions from 6' to 4'

**Picket Style:** 5/8" x 11-3/8" Tongue & Groove  
Steel Reinforced Bottom Rail

White

Almond

For homeowners who like their privacy with a touch of style, New Lexington with Lattice and Victorian Accent offers two great choices.



### with Lattice Accent

**Heights:** 4' 11" plus 1' 1" Accent


**Picket Style:** 5/8" x 11-3/8" Tongue & Groove  
Steel Reinforced Bottom Rail



### with Victorian Accent

**Heights:** 4' 11" plus 1' 1" Accent

**Picket Style:** 5/8" x 11-3/8" Tongue & Groove  
Steel Reinforced Bottom Rail

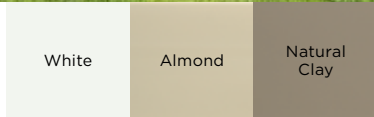


# Breezewood Smooth

EXTRUDED SEMI-PRIVATE FENCE



Breezewood in Natural Clay



## Breezewood Smooth Finish

Thru-picket "good neighbor", modern design is equally attractive on both sides.



**Heights:** 4', 5' & 6'  
**Picket Style:** 7/8" x 3"  
**Picket Spacing:** 21/32"  
Steel Reinforced Top and Bottom Rail

**Cap Styles** (shown in White)



Flat External

New England

Gothic

Ball

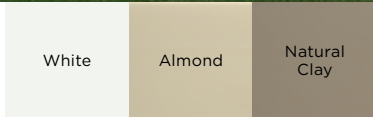
Ball Cap not available in Natural Clay

# Imperial Smooth

EXTRUDED SEMI-PRIVATE FENCE



Imperial Smooth Finish in Almond



## Imperial Smooth Finish



**Heights:** 4', 5' & 6' (5' & 6' include midrail)

**Picket Style:** 7/8" x 3"

**Picket Spacing:** 7/16"

Steel Reinforced Bottom Rail

Steel Reinforced Top Rail for Natural Clay

**Cap Styles** (shown in White)



Gothic

Flat Internal

Flat External

New England

Ball

Gothic Cap not available in Natural Clay for 4' heights

Ball Cap not available in Natural Clay

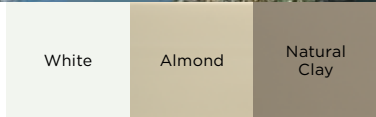
Flat Internal Cap not available for 6' height

# Baron Smooth

EXTRUDED CONTEMPORARY FENCE



Baron Smooth Finish in White



## Baron Smooth Finish



**Heights:** 4', 5' & 6' (5' & 6' include midrail)

**Picket Style:** 7/8" x 3"

**Picket Spacing:** 2-15/16"

Steel Reinforced Bottom Rail

Steel Reinforced Top Rail for Natural Clay

**Cap Styles** (shown in White)



Gothic

Flat Internal

Flat External

New England

Ball

Gothic Cap not available in Natural Clay for 4' height  
Ball Cap not available in Natural Clay

# Princeton

EXTRUDED CONTEMPORARY FENCE



Princeton in White



Princeton with Midrail in White

White

## Princeton

**Heights:** 4', 5' & 6' (5' & 6' include midrail)

**Picket Style:** 7/8" x 1-1/2"

**Picket Spacing:** 1-3/4"

Steel Reinforced Bottom Rail

### Cap Styles (shown in White)



Gothic

Flat Internal

Flat External

New England

Ball

Flat Internal Cap not available for 6' height



# Countess

EXTRUDED CONTEMPORARY FENCE



Countess in White

White



Countess with Midrail in White

## Countess



**Heights:** 4', 5' & 6' (5' & 6' include midrail)

**Picket Style:** 7/8" x 1-1/2", 7/8" x 3"

**Picket Spacing:** 2-5/16"

Steel Reinforced Bottom Rail

**Cap Styles** (shown in White)



Gothic

Flat Internal

Flat External

New England

Ball

Flat Internal Cap not available for 6' height



# Manchester

EXTRUDED CLASSIC FENCE



Manchester In White

White



Manchester Concave in White

## Manchester

Thru-picket “good neighbor” design is equally attractive on both sides. Thru-picket styles are 8' wide.

**Heights:** 3' & 4'

**Picket Style:** 1-1/2" Square

**Picket Spacing:** 1-9/16"

Steel Reinforced Bottom Rail

**Cap Styles** (shown in White)



Gothic

Flat Internal

Flat External

New England

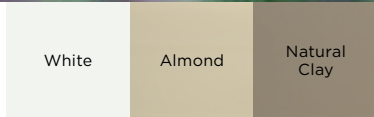
Ball

# Danbury Smooth

EXTRUDED TRADITIONAL FENCE



Danbury Smooth Finish Straight in White



Danbury Concave in White

## Danbury Smooth Finish Straight/Concave

Thru-picket “good neighbor” design

**Heights:** 4'  
**Picket Style:** 3" Pointed Picket  
**Picket Spacing:** 2-15/16"  
 Steel Reinforced Bottom Rail

**Cap Styles** (shown in White)



Gothic Flat Internal Flat External New England Ball

Gothic Cap not available in Natural Clay for 4' height  
 Ball Cap not available in Natural Clay for 4' height

# Rothbury

EXTRUDED TRADITIONAL FENCE



Rothbury Concave in White



Rothbury Straight in White

White

## Rothbury Straight/Concave

Thru-picket "good neighbor" design

**Heights:** 4'

**Picket Style:** 3" Dog Ear Picket

**Picket Spacing:** 2-15/16"

Steel Reinforced Bottom Rail

### Cap Styles (shown in White)



Gothic

Flat Internal

Flat External

New England

Ball

# Cape Cod

EXTRUDED TRADITIONAL FENCE



Cape Cod Concave



Cape Cod Straight

White

## Cape Cod Straight/Concave

**Heights:** 3' & 4'

**Picket Style:** 3" Pointed Picket

**Picket Spacing:** 2-7/16"

### Cap Styles



Gothic



Flat Internal



Flat External




New England



Ball

# 4-Rail

EXTRUDED POST & RAIL FENCE



4-Rail in White

White

Almond

## 4-Rail Fence

Bufftech's post & rail fence provides a safe, reliable enclosure for horses and other livestock. Available in smooth or CertaGrain Texture, our post & rail fence offers the authentic look of painted wood fence with the durability, low maintenance and proven performance of Bufftech's premium vinyl design.

**Rail Size (White):** 1-1/2" x 5-1/2" Ribbed  
Ribbed Reinforced Rails

### Cap Styles



Gothic

Flat Internal

Flat External

New England

Ball

# 3-Rail

EXTRUDED POST & RAIL FENCE



3-Rail in White

White

Almond

## 3-Rail Smooth Finish

**Rail Size:** 1-1/2" x 5-1/2" Ribbed, 2" x 6" Ribbed  
Ribbed Reinforced Rails

### Cap Styles



Gothic

Flat Internal

Flat External

New England

Ball

# 2-Rail

EXTRUDED POST & RAIL FENCE



2-Rail in White

White

Almond

## 2-Rail Smooth Finish

**Rail Size:** 1-1/2" x 5-1/2" Ribbed  
Ribbed Reinforced Rails

### Cap Styles



Gothic

Flat Internal

Flat External

New England

Ball

# Crossbuck

EXTRUDED POST & RAIL FENCE



Crossbuck in White

White

## Crossbuck

**Rail Size:** 1-1/2" x 5-1/2" Ribbed  
Ribbed Reinforced Rails

### Cap Styles



Gothic

Flat Internal

Flat External

New England

Ball



# Accessories



## PVC Post Caps

Bufftech's standard PVC post caps come in a variety of styles.

### Smooth Caps



Ball

Gothic

Flat External

New England

Flat Internal

## Solar Post Caps & Lighting

Eco-friendly LED lights provide the ultimate in solar-powered accent lighting. Batteries included.




White\*

Black\*

\*Fits both 4" x 4" and 5" x 5" post sizes. Adapter included.

# Extruded Gates



Breezewood CertaGrain Texture in Brazilian Blend

Chesterfield Smooth Finish Concave Gate with Victorian Accent in White



Chesterfield Smooth Finish Convex Gate with Victorian Accent in White



Bufftech offers a wide selection of residential gates designed to match all of our fence styles, in a choice of heights and widths. Beautiful and durable, Bufftech gates deliver easy installation and great performance. Choose from unassembled gate kits or pre-assembled gates that ship ready to install.



### Heavy Duty Aluminum Frame Construction

Aluminum post insert adds strength and simplifies installation



	Pre-Assembled Gate Widths	Unassembled Gate Kit Max Width	Extension Kit Required**
<b>Brookline</b>	50-1/2"	70"	Yes
<b>Galveston</b>	50-1/2"	50-1/2"	No
<b>Chesterfield<sup>†</sup></b>	36-1/2" 50-1/2" 64-3/4"	70"	Yes
<b>Chesterfield Concave Accent</b>	50-1/2"	na	na
<b>Chesterfield Convex Accent</b>	50-1/2"	na	na
<b>New Lexington</b>	42-1/2" 50-1/2" 65-1/4"	72"	Yes
<b>Breezewood</b>	50"	60"	Yes
<b>Imperial</b>	50"	72"	Yes
<b>Baron</b>	50"	72"	Yes
<b>Princeton</b>	50"	72"	Yes
<b>Countess</b>	50"	72"	Yes
<b>Manchester</b>	50"	50"	No
<b>Manchester Concave</b>	na	50"	No
<b>Danbury</b>	50"	50"	No
<b>Cape Cod</b>	50"	60"	Yes
<b>Rothbury</b>	50"	50"	No
<b>2-Rail*</b>	na	72"	na
<b>3-Rail*</b>	na	96"	na
<b>4-Rail*</b>	na	96"	na
<b>Crossbuck*</b>	na	96"	na


<sup>†</sup> Not all widths available in all heights/styles

\* All Gates are rackable, except Post & Rail (2-Rail, 3-Rail and 4-Rail smooth finish), and Crossbuck styles.

\*\* For unassembled gate kits over 50" wide to achieve maximum width

### Stainless Steel Gate Hardware

Give your gate the old-world look of wrought iron with our rugged, rust-free stainless steel gate hardware. The hardware includes hinge, strike and latch and is available in Black Pebble.



Strike and Latch

Hinge

### High Performance Nylon Gate Hardware Kits

Versatile and virtually maintenance free, our premium nylon gate hardware offers key lockable latches, self-closing hinges and contoured gate handles. Available in Black.

*LokkLatch® Key-Lockable Gate Latch, GateHandle™, MagnaLatch® Magnetic Safety Gate Latch, LokkLatch Magnetic® and TruClose® Self-Closing Gate Hinges are registered trademarks of D&D Technologies.*



LokkLatch® Magnetic

LokkLatch® with External Access Kit

LokkLatch® Deluxe


LokkLatch® Pro

MagnaLatch® Magnetic Safety Gate Latch

GateHandle™

TruClose® Adjustable, Self-Closing Gate Hinges

# Specifications & Color Availability


		Fence Type	Height	Racking	Post Size	Section Width	Picket Size	Picket Spacing	Code	Metal Rail/ Panel Reinforcement
Privacy	<b>Brookline Smooth</b>	Extruded	4, 5, 6'	Stepping Recommended	5" x 5"	72"	7/8" x 7" Tongue & Groove	N/A	 	Bottom**
	<b>Galveston Smooth</b>	Extruded	7, 8'	5° *	5" x 5"	96"	7/8" x 7" Tongue & Groove	N/A		Top, Middle, Bottom
	<b>Chesterfield Smooth</b>	Extruded	4, 5, 6'	10° **	5" x 5"	96"	7/8" x 7" Tongue & Groove	N/A	 	Bottom**
	<b>New Lexington</b>	Extruded	4, 5, 6'	7° *	5" x 5"	96"	5/8" x 11-3/8" Tongue & Groove	N/A		Bottom
Semi-Private	<b>Breezewood Smooth</b>	Extruded	4, 5, 6'	Stepping Recommended	5" x 5"	96"	7/8" x 3"	21/32"		Bottom**
	<b>Imperial Smooth</b>	Extruded	4'	10°	4" x 4"	96"	7/8" x 3"	7/16"		Bottom**
	5, 6'		5°	5" x 5"	 					
Contemporary	<b>Baron Smooth</b>	Extruded	4'	10°	4" x 4"	96"	7/8" x 3"	2-15/16"		Bottom**
			5, 6'	5°	5" x 5"					
	<b>Princeton</b>	Extruded	4'	10°	4" x 4"	96"	7/8" x 1-1/2"	1-3/4"		Bottom
			5, 6'	5°	5" x 5"					
	<b>Countess</b>	Extruded	4'	10°	4" x 4"	96"	7/8" x 1-1/2" 7/8" x 3"	2-5/16"		Bottom
			5, 6'	5°	5" x 5"					
Classic	<b>Manchester</b>	Extruded	3, 4'	5°	5" x 5"	96"	1-1/2" x 1-1/2"	1-9/16"		Bottom
Traditional	<b>Danbury Smooth</b>	Extruded	4'	5°	4" x 4"	96"	7/8" x 3"	2-15/16"		Bottom
	<b>Rothbury</b>	Extruded	4'	5°	4" x 4"	96"	7/8" x 3"	2-15/16"		Bottom
	<b>Cape Cod</b>	Extruded	3, 4'	15°	4" x 4"	72"	7/8" x 3"	2-7/16"		None
Post & Rail	<b>Post &amp; Rail Smooth</b>	Extruded	3, 4, 5'	5°	5" x 5"	96"	N/A	N/A		None
	<b>Crossbuck</b>	Extruded	4'	5°	5" x 5"	96"	N/A	N/A		None

\*Accents will reduce the amount of racking

\*\*Reinforced top rail for Natural Clay  
5' and 6' fence height meet pool code

## Colors Extruded

### Smooth



Rails	White	Almond	Gray	Natural Clay
2" x 6" Deco x 71"	●	●		●
2" x 6" Deco x 95" (Top/Bottom) 2" x 6" x 95" (Midrail)	●	●		●
2" x 6" Deco x 95"	●	●	●	●
1-1/2" x 5-1/2" Deco x 95"	●	●		
2" x 6" x 95"	●	●		●
1-3/4" x 3-1/2" x 95-1/2"	●	●		●
1-3/4" x 3-1/2" x 95-1/2"	●	●		●
1-3/4" x 3-1/2" x 95-1/2"	●			
1-3/4" x 3-1/2" x 95-1/2"	●			
2" x 6" x 94-1/2" (Bottom) 2" x 3-1/2" x 95" (Top)	●			
1-3/4" x 3-1/2" x 95-1/2"	●	●		●
1-3/4" x 3-1/2" x 95-1/2"	●			
1-3/4" x 3-1/2" x 71-1/2"	●			
1-1/2" x 5-1/2" Ribbed or 2" x 6" Ribbed	●	●		
1-1/2" x 5-1/2" Ribbed	●			

# Looking For More Options?

Bufftech is the undisputed leader in style, color and texture. Bufftech also offers fence products with textures molded from real wood and stone to deliver the most authentic look today. With our exclusive CertaGrain® technology or TrueTexture™ molded process, no one comes close to Bufftech.



Visit us at [www.certainteed.com/bufftech](http://www.certainteed.com/bufftech) or see our Molded and Extruded Textured Fence Products brochure for more details.



CertainTeed products are designed to work together and complement each other in color and style to give any home a beautiful, finished look.



POLYMER SHAKES & SHINGLES



VINYL SIDING



INSULATED SIDING



SOFFIT



PVC EXTERIOR TRIM & BEADBOARD



VINYL CARPENTRY® TRIM



STONE



HOUSEWRAP



ROOFING AND VENTILATION



DECKING AND RAILING



MOLDED FENCE



EXTRUDED FENCE



[facebook.com/certainteed](https://facebook.com/certainteed)



[YouTube youtube.com/certainteedsaintgobain](https://youtube.com/certainteedsaintgobain)



**CertainTeed**

CEILING • DECKING • FENCE • GYPSUM • INSULATION • RAILING • ROOFING • SIDING • TRIM  
20 Moores Road, Malvern, PA 19355 Professional: 800-233-8990 Consumer: 800-782-8777 [certainteed.com](https://certainteed.com)

©01/23 CertainTeed, Printed in the USA, Code No. 03-00-1668-NA-EN